

# VERT-SET-50



**CZ – POZOR:** Práce s výrobkem INNOTECH je povolena teprve po kompletním přečtení a porozumění bezpečnostních pokynů a návodu k montáži.

**DE – ACHTUNG:** Die Verwendung des INNOTECH-Produkts ist erst zulässig, nachdem die Sicherheitshinweise und Montageanleitung vollständig gelesen und verstanden wurden.

**DK – GIV AGT:** Det er først tilladt at anvende INNOTECH-produktet, efter du har læst og forstået sikkerhedshenvisningerne og monteringsvejledningen.

**EN – ATTENTION:** Use of the INNOTECH product is permitted only after the safety instructions and instruction manual in the respective language have been read.

**ES – ATENCIÓN:** Solo se autorizará el uso del producto INNOTECH una vez que se hayan leído y entendido completamente las indicaciones de seguridad y las instrucciones de montaje.

**FR – ATTENTION :** L'utilisation du produit INNOTECH n'est autorisée qu'après avoir intégralement lu et compris les consignes de sécurité et la notice de montage.

**HU – FIGYELEM:** Az INNOTECH termék használatát csak akkor engedhető meg, ha a biztonsági utasításokat és az összeszerelési utasításokat teljes mértékben elolvasta és megértette.

**IT – ATTENZIONE:** L'utilizzo del prodotto INNOTECH è permesso solo previa lettura completa e comprensione integrale delle avvertenze di sicurezza e le istruzioni di montaggio.

**NL – ATTENTIE:** Dit INNOTECH-product mag pas worden gebruikt nadat u de gebruikershandleiding en de montagehandleiding volledig heeft gelezen en begrepen.

**PL – UWAGA:** Używanie produktu INNOTECH jest dozwolone dopiero po zapoznaniu się z wszystkimi zasadami bezpieczeństwa i instrukcją montażu.

**PT – ATENÇÃO:** O uso do produto INNOTECH apenas é permitido depois de terem sido lidas e compreendidas na totalidade as indicações de segurança e o manual de montagem.

**SK – POZOR:** Použitie výrobku INNOTECH je povolené až vtedy, keď si úplne prečítate a pochopíte bezpečnostné pokyny a montážny návod.

**SL – POZOR:** Uporaba izdelkov INNOTECH je dovoljena šele po tem, ko preberete in so vam jasne vse varnostne opombe in navodila za montažo.

**SV – OBS :** INNOTECH-produkten får inte användas, förrän säkerhets- och monteringsinstruktionerna har lästs igenom och förståtts fullständigt.

**TR – DİKKAT:** INNOTECH ürününün kullanımına ancak güvenlik uyarıları ve montaj talimatı tamamen okunup anlaşıldıktan sonra izin verilir.

**ZH – 注意:** 只有在完全阅读并理解安全提示和装配说明书之后,才允许使用INNOTECH产品。



1



2



3

3



4

4



6

5



8

6



9

7

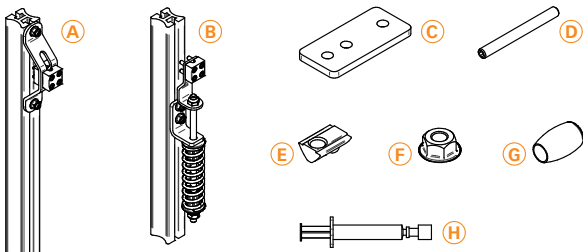


14

8



15



A) 1x | VERT-SET-50 **TOP ↑**

B) 1x | VERT-SET-50 **BOTTOM ↓**

C) 4x | 85 x 40 x 6

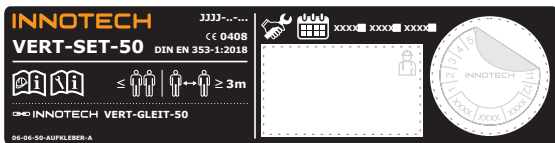
D) 8x | M8 x 80, DIN913

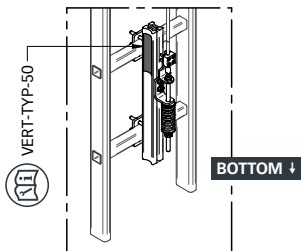
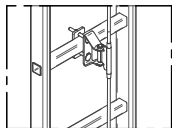
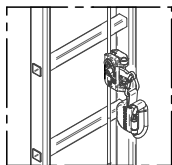
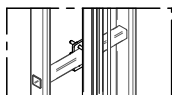
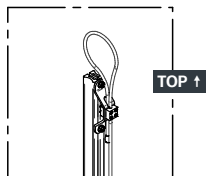
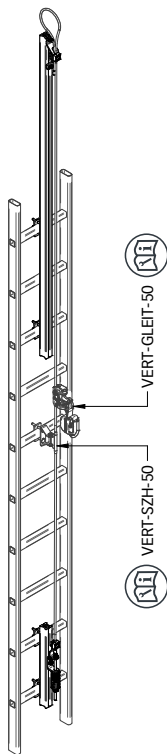
E) 8x | M8 x 19

F) 8x | M8 DIN6923

G) 2x | Ø8 x 16

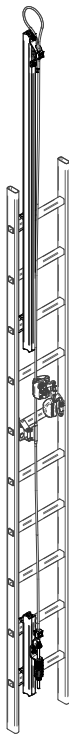
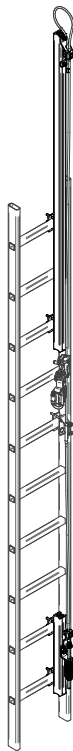
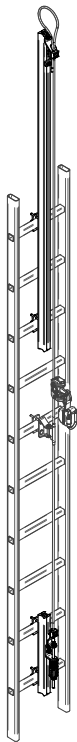
H) 1x | WEICON AntiSeize ASW 10000





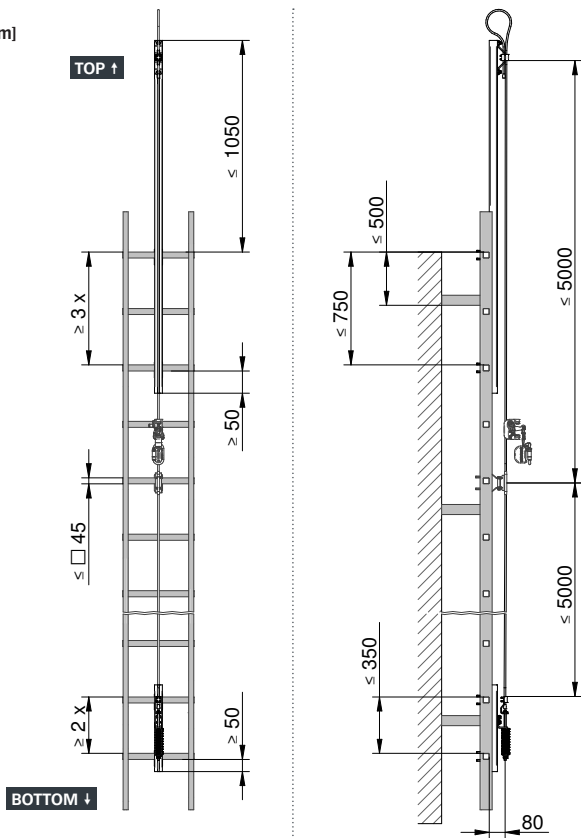


[mm]



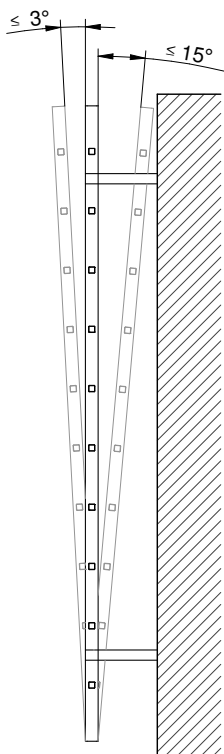
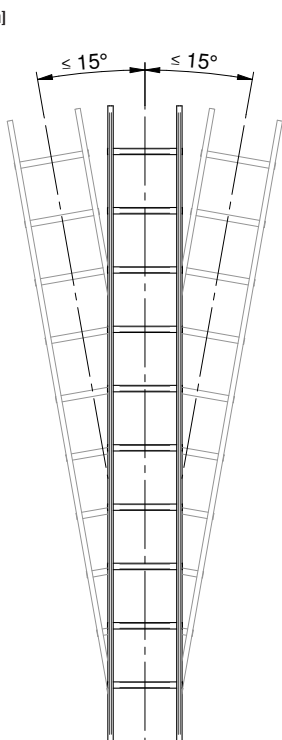


[mm]



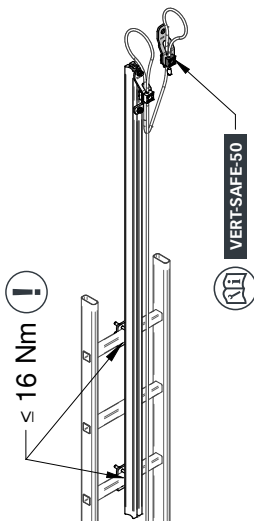
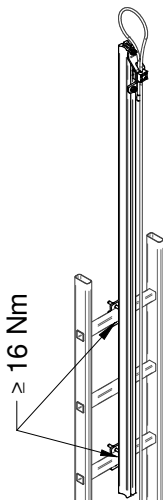


[mm]





[mm]



VERT-SAFE-50



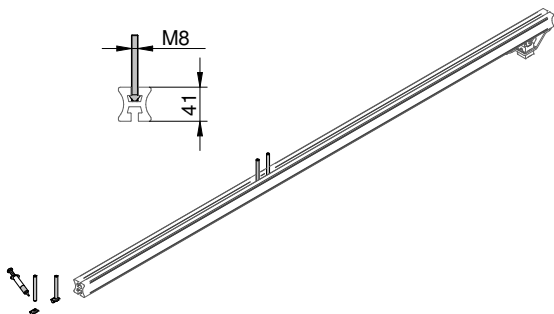


# 6



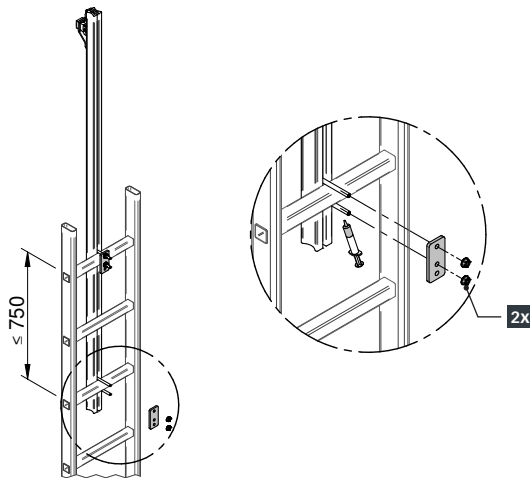
## 1.

[mm]



## 2.

[mm]

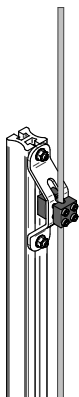


6



3.

[mm]



4.

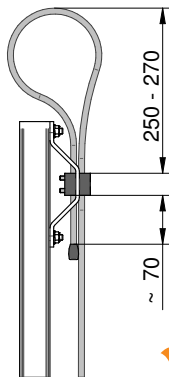
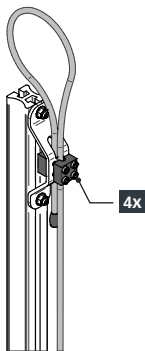
[mm]



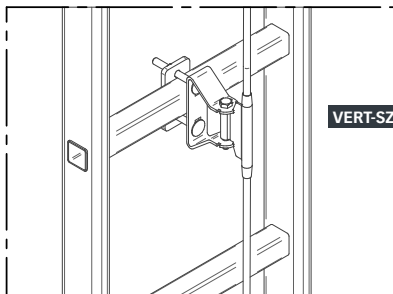
5



10



6

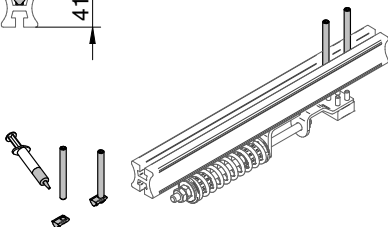
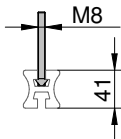


6



1.

[mm]



6



2.

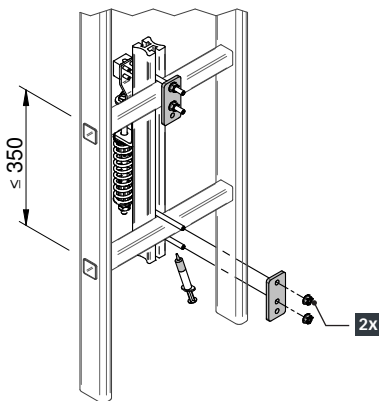
[mm]



13



10



3.

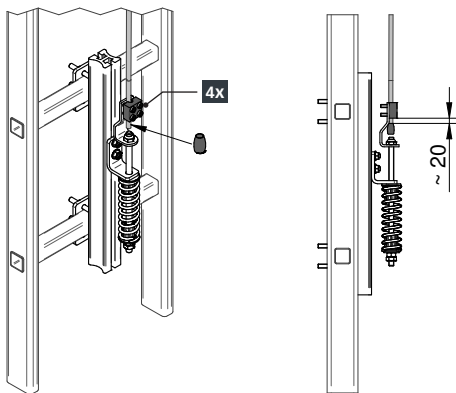
[mm]



5



10



# 6



## 4.

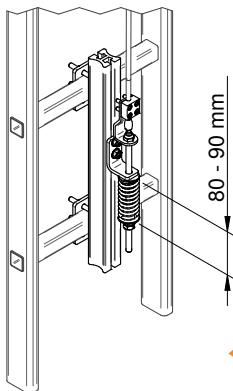
[mm]



2X



17



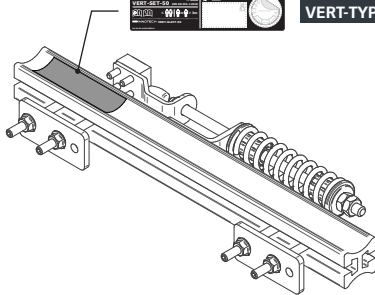
# 6



[mm]



VERT-TYP-50





[mm]

**AIO-SEIL-30****VERT-GLEIT-50****VERT-SZH-50****VERT-TYP-50**

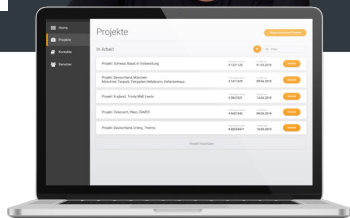
INNOTECH WEB-APP

# INNO|doc

Simple. Clear. Document.



[www.innotech.at/de/innodoc](http://www.innotech.at/de/innodoc)



**INNOTECH Arbeitsschutz GmbH**

Laizing 10, A-4656 Kirchham

T: +43 7619 22122-0

[office@innotech.at](mailto:office@innotech.at) | [www.innotech.at](http://www.innotech.at)

